



















52 WAYS TO H₂O

I PLEDGE TO TAKE 52 ACTIONS TO PROTECT MY WATER

<p>01 ■ </p> <p>Go to ProjectCleanWater.org and sign up for the Project Clean Water Pledge</p>	<p>02 ■</p> <p>Share the Project Clean Water Pledge on social media</p>	<p>03 ■ </p> <p>Tell a friend or family member about the Project Clean Water Pledge</p>	<p>04 ■ </p> <p>Visit ProjectCleanWater.org and use "Find My Watershed" to discover which watershed you live in</p>
<p>05 ■</p> <p>Check with your local government agency for rebate programs</p>	<p>06 ■ </p> <p>Visit a local creek or river and enjoy being out in nature. Take a photo and share with us</p>	<p>07 ■ </p> <p>Participate in a beach, river, creek or bay clean up</p>	<p>08 ■ </p> <p>Visit a tidepool and appreciate the wildlife. Take a photo and share with us</p>
<p>09 ■ </p> <p>Write a poem, draw a picture, write a song or make a craft project that features water as a theme</p>	<p>10 ■</p> <p>Calculate how much water you should drink per day</p>	<p>11 ■ </p> <p>Track how much water your household uses: www.watercalculator.org</p>	<p>12 ■ </p> <p>Visit one of our non-profit partners website and find a way you can volunteer or help</p>
<p>13 ■ </p> <p>Take the Project Clean Water knowledge quiz</p>	<p>14 ■ </p> <p>Read up on stormwater pollution and how it is affecting San Diego</p>	<p>15 ■ </p> <p>Read up on native, low-water use plants</p>	<p>16 ■</p> <p>Learn about rain barrels</p>
<p>17 ■ </p> <p>Read this list of common pollutants. You might be surprised! LINK</p>	<p>18 ■</p> <p>Find your nearest recycling center or drop-off sites for safe disposal of hazardous materials</p>	<p>19 ■</p> <p>Did you know San Diego is a Mediterranean climate? Use this interactive tool to explore plants well-suited for this climate: www.watersmartslandscaping.org</p>	<p>20 ■</p> <p>Use reusable bags next time you go grocery shopping</p>
<p>21 ■</p> <p>Shop local</p>	<p>22 ■</p> <p>Decrease the amount of your showers this week by 5 minutes</p>	<p>23 ■</p> <p>If you haven't already, invest in a reusable water bottle</p>	<p>24 ■</p> <p>If you don't already have some, buy reusable straws and pledge to not use plastic straws anymore</p>
<p>25 ■</p> <p>As often as you can, walk or ride your bike instead of driving</p>	<p>26 ■</p> <p>Try only run your dishwasher and washing machine when you have a full load</p>	<p>27 ■</p> <p>Spread fresh leaf or wood chip mulch throughout your garden/yard</p>	<p>28 ■ </p> <p>Clean out your gutters</p>
<p>29 ■</p> <p>Use our Report Pollution tool if you see anything other than water from a rain event in the curb, gutter, alley or street</p>	<p>30 ■</p> <p>Check your sprinklers for broken sections</p>	<p>31 ■</p> <p>Reduce your watering time or adjust your sprinklers' water cycle</p>	<p>32 ■</p> <p>Take your car to a certified car wash</p>
<p>33 ■</p> <p>Check your car for leaks</p>	<p>34 ■</p> <p>Switch to organic fertilizer and cut down on how much you use</p>	<p>35 ■</p> <p>Reduce pesticides and herbicides</p>	<p>36 ■</p> <p>Pick up trash and litter and place in trash/recycling bin</p>
<p>37 ■</p> <p>On your trash pick up day, make sure your cans and dumpsters are not overflowing</p>	<p>38 ■</p> <p>Sweep your driveway and place items in the trash</p>	<p>39 ■</p> <p>Rake the yard and place in trash bin</p>	<p>40 ■</p> <p>Visit your nearest waterway (beach, creek, river, bay) and pick up any trash you see</p>
<p>41 ■</p> <p>Grab a trash bag and go for a hike, pick up trash you see along the way</p>	<p>42 ■</p> <p>Cut down on single use plastic</p>	<p>43 ■</p> <p>Capture cooking oil in a sealable container before placing in the trash</p>	<p>44 ■</p> <p>Take a walk around your neighborhood and pick up trash, weeds and dead plants</p>
<p>45 ■ </p> <p>Use our Trash Collector Counter on your next cleanup</p>	<p>46 ■</p> <p>Replace part of your lawn with native, drought resistant plants</p>	<p>47 ■</p> <p>Take a walk in the rain</p>	<p>48 ■ </p> <p>Plant a native, low-water use plant</p>
<p>49 ■ </p> <p>Create a compost bin</p>	<p>50 ■ </p> <p>Renew your pledge to protect our waterways</p>	<p>49 ■</p> <p>Redirect your downspout to vegetated areas on your property</p>	<p>51 ■</p> <p>While you wait for hot water to come through your sink or shower, collect the water in a bucket or watering can for later use - water plants, run your garbage disposer or pour into the toilet bowl to flush</p>
<p>52 ■ </p>			

Pledge to take one action each week to protect your waterways.
projectcleanwater.org/52

 Youth friendly

